




SPEEDGATE PERPETUAL



INDUSTRIAL TURNSTILES



PRESTIGE TURNSTILES



REVOLVING DOORS

**TURNSTAR**   
RELIABLE ★ DURABLE ★ GUARANTEED



ISO 9001:2015

© 2026 (1)

# COMPANY PROFILE

Established in 1990, Turnstar provides a total solution for all physical access control and time & attendance applications.

Turnstar operates from a modern 15 100m<sup>2</sup> factory in Johannesburg, South Africa, and manufactures some of the world's most reliable and durable entrance control products. Products manufactured by Turnstar include a full range of turnstiles, speedgates, revolving doors, man-trap cubicles, vehicle barriers, high security spike barriers and anti-terror rising bollards & road blockers.

A full research, design and development team is able to assist Turnstar clients from project conception, all the way through to on-site installation.

Customers range from global mining companies and financial service providers to single-site retailers.

The company is driven to provide products that are a fit-and-forget solution. State of the art production processes and machinery combine to produce products of the highest quality which are trusted worldwide.

All Turnstar products offer fully integrated performance. All access control, ticketing and time & attendance systems are compatible with Turnstar products.



ROBOTIC WELDER



CNC MACHINING CENTRE



CNC LATHE



POWDER COATING PLANT WITH AUTOMATED PRETREATMENT



12KW LASER CUTTER

## FULL HEIGHT



**FIT-AND-FORGET**  
**10 YEAR GUARANTEE**  
**ON ALL TURNSTILES**

**TITAN FULL HEIGHT INDUSTRIAL TURNSTILE**



### TITAN

**FULL HEIGHT INDUSTRIAL TURNSTILE**

- Provides a high level of perimeter security.
- Aesthetic choice for any entrance.
- Severe operating conditions.
- Available in single and double.
- 3 arm (120°) and 4 arm (90°).
- Interior and exterior installations.
- No routine maintenance or lubrication required.

**10 year mechanical guarantee**  
**1 year electrical guarantee**



### TRIUMPH

**FULL HEIGHT INDUSTRIAL TURNSTILE**

- Suited for applications requiring high volume access and high levels of security.
- Available in single and double.
- 3 arm (120°), 4 arm (90°) and 5 arm (72°).
- Interior and exterior installations.
- No routine maintenance or lubrication required.

**10 year mechanical guarantee**  
**1 year electrical guarantee**



### TRIBUNE

**FULL HEIGHT ULTRA SECURE SINGLE READER TURNSTILE**

- Provides the highest levels of security.
- Allows for 100% validated entry and exit transactions.
- Ideal for integration with any biometric reader system.
- Available in single.
- 4 arm (90°).
- Interior and exterior installations.
- No routine maintenance or lubrication required.

**10 year mechanical guarantee**  
**1 year electrical guarantee**



### TRIBUNE WITH BREATHALYSER

**FULL HEIGHT ULTRA SECURE SINGLE READER TURNSTILE**

- Provides the highest levels of security.
- Allows for 100% validated entry and exit transactions.
- Ideal for integration with any biometric reader system.
- Available in single.
- 4 arm (90°).
- Interior and exterior installations.
- No routine maintenance or lubrication required.

**10 year mechanical guarantee**  
**1 year electrical guarantee**



**FIT-AND-FORGET**  
**10 YEAR GUARANTEE**  
**ON ALL TURNSTILES**

**TRIUMPH FULL HEIGHT INDUSTRIAL TURNSTILE**



**PAY FOR ENTRY SYSTEM**

- Multiple coin acceptor.
- Can be set to any amount e.g R1, R2, R5 or R10 etc.
- Lockable secure coin hopper.
- Built in counter with reset function for audit purposes.
- Can work with tokens.
- Can be fitted to any turnstile in the Turnstar range.



**BICYCLE TURNSTILE**

- Ideal for regular access and bicycle access.
- Gate only operates in the presence of a bicycle.
- No routine maintenance or lubrication required.

**1/2 HEIGHT**



**TITAN**

**HALF HEIGHT INDUSTRIAL TURNSTILE**

- Medium security aesthetic choice.
- Suited for applications requiring high volume access and medium levels of security.
- 3 arm (120°) and 4 arm (90°).
- Available in single and double.
- Interior and exterior installations.

**10 year mechanical guarantee**  
**1 year electrical guarantee**

**3/4 HEIGHT**



**TITAN**

**THREE QUARTER HEIGHT INDUSTRIAL TURNSTILE**

- Medium security aesthetic choice.
- Suited for applications requiring high volume access and medium levels of security.
- 3 arm (120°) and 4 arm (90°).
- Available in single and double.
- Interior and exterior installations.

**10 year mechanical guarantee**  
**1 year electrical guarantee**



20 FOOT CONTAINER CONVERSION

## PORTABLE SECURITY SOLUTIONS



### TITAN

#### FULL HEIGHT TURNSTILE ON MOBILE BASE

- Perfect solution for any event or construction site.
- Suited for applications requiring high volume access and high levels of security.
- Suitable for use on any indoor or outdoor surface.
- Single or double configurations.
- Forklift channels for ease of movement.

10 year mechanical guarantee  
1 year electrical guarantee



### TOURNAMENT

#### PORTABLE WAIST HEIGHT SINGLE TURNSTILE

- Perfect solution for any event.
- Suited for applications requiring high volume access and medium levels of security.
- Suitable for use on any indoor or outdoor surface.
- Compatible with any access control or ticketing system.
- Forklift channels for ease of movement.

10 year mechanical guarantee  
1 year electrical guarantee

## SECURITY GATES



### SECURITY GATE

#### WITH MAGNETIC LOCK AND DOOR CLOSER

- Provides a high level of security.
- Interior and exterior installations.
- Available in custom manufactured sizes.
- Available in powder coated or hot dip galvanised mild steel or stainless steel.



### SECURITY GATE

#### WITH MAGNETIC LOCK AND AUTOMATIC DOOR OPERATOR

- Provides a high level of security.
- Interior and exterior installations.
- Available in custom manufactured sizes.
- Available in powder coated or hot dip galvanised mild steel or stainless steel.

## TEMPORARY SECURITY



### CONTAINER CONVERSIONS

#### TEMPORARY ACCESS CONTROL

- 20 and 40 foot refurbished containers.
- Painted interior and exterior.
- Single phase distribution board.
- Can be fitted with air conditioners, roller shutter doors, plumbing and furniture.

## FULL HEIGHT GLASS



**FIT-AND-FORGET**  
**10 YEAR GUARANTEE**  
**ON ALL TURNSTILES**

**TRITON DOUBLE OCTAGONAL GLASS TURNSTILE**



### TRITON

#### SINGLE FULL HEIGHT CURVED GLASS TURNSTILE

- Form: Curved.
- Suited for applications requiring high volume access and high levels of security.
- Aesthetic access control solution.
- Pressure mat to prevent entry from wrong direction.
- Available in single.
- 3 arm (120°).
- Interior installations.
- Available in powder coated mild steel and brushed stainless steel.

**10 year mechanical guarantee**  
**1 year electrical guarantee**



### TRITON

#### SINGLE FULL HEIGHT OCTAGONAL GLASS TURNSTILE

- Form: Octagonal.
- Suited for applications requiring high volume access and high levels of security.
- Aesthetic access control solution.
- Available in single and double.
- 3 arm (120°).
- Interior installations.
- Available in powder coated mild steel and brushed stainless steel.

**10 year mechanical guarantee**  
**1 year electrical guarantee**



### TRITON

#### DOUBLE FULL HEIGHT OCTAGONAL GLASS TURNSTILE

- Form: Octagonal.
- Suited for applications requiring high volume access and high levels of security.
- Aesthetic access control solution.
- Available in single and double.
- 3 arm (120°).
- Interior installations.
- Available in powder coated mild steel and brushed stainless steel.

**10 year mechanical guarantee**  
**1 year electrical guarantee**



### FUSION

#### FULL HEIGHT OCTAGONAL GLASS TURNSTILE

- Form: Octagonal with Titan rotor.
- Suited for applications requiring high volume access and high levels of security.
- Aesthetic access control solution.
- Available in single and double.
- 3 arm (120°).
- Interior installations.
- Available in powder coated mild steel and brushed stainless steel.

**10 year mechanical guarantee**  
**1 year electrical guarantee**



### HYBRID

#### FULL HEIGHT GLASS TURNSTILE

- Form: Octagonal metal frame with glass infill and glass rotor.
- Suited for applications requiring high volume access and high levels of security.
- Aesthetic cost effective solution.
- Available in single and double.
- 3 arm (120°).
- Interior and external installations.
- Available in powder coated mild steel and brushed stainless steel.

**10 year mechanical guarantee**  
**1 year electrical guarantee**



## WAIST HEIGHT



### TRIDENT

#### WAIST HEIGHT SINGLE TURNSTILE

- Designed for high speed ultra quiet operation.
- Suited for applications requiring high volume access and medium levels of security.
- Available in powder coated mild steel and brushed stainless steel.
- Granite and stainless steel tops.

10 year mechanical guarantee  
1 year electrical guarantee



### TRIDENT

#### WAIST HEIGHT DOUBLE TURNSTILE

- Designed for high speed ultra quiet operation.
- Suited for applications requiring high volume access and medium levels of security.
- Available in powder coated mild steel and brushed stainless steel.
- Granite and stainless steel tops.

10 year mechanical guarantee  
1 year electrical guarantee



### ASTRO

#### WAIST HEIGHT SINGLE TURNSTILE

- Designed for high speed ultra quiet operation.
- Suited for applications requiring high volume access and medium levels of security.
- Available in powder coated mild steel and brushed stainless steel.
- Emergency drop arm feature on power failure or alarm.
- Integrated red and green LED lights.
- Ultra slim stainless steel cabinet.

10 year mechanical guarantee  
1 year electrical guarantee



### STREAMLINE

#### WITH WEATHERPROOF CABINET AND DROP ARM

- Designed for high speed ultra quiet operation.
- Suited for applications requiring high volume access and medium levels of security.
- Available in powder coated mild steel and brushed stainless steel.
- Steel top.

10 year mechanical guarantee  
1 year electrical guarantee



### STREAMLINE

#### WAIST HEIGHT SINGLE TURNSTILE

- Designed for high speed ultra quiet operation.
- Suited for applications requiring high volume access and medium levels of security.
- Available in powder coated mild steel and brushed stainless steel.
- Granite and stainless steel tops.

10 year mechanical guarantee  
1 year electrical guarantee



### PERPETUAL

#### TRIPOD TURNSTILE

- Designed for high speed ultra quiet operation.
- Suited for applications requiring high volume access and medium levels of security.
- Available in black body and white accent as well as black body and black accent.



### ORBIT

#### TRIPOD PERPETUAL TURNSTILE

- Designed for high speed ultra quiet operation.
- Suited for applications requiring high volume access and medium levels of security.
- Available in stainless steel or powder coated black.
- LED light indicator.



### TRITON

#### HALF HEIGHT TURNSTILE

- Suited for applications requiring high volume access and medium levels of security.
- Ideal for prestige installations.
- Solenoid operated locking mechanism.
- 3 arm (120°).
- Brushed stainless steel.
- Toughened safety glass.
- Top cover with granite inlay.

10 year mechanical guarantee  
1 year electrical guarantee



### PULSE

#### AUTOMATIC GATE 180°

- Suited for applications requiring medium volume access and low levels of security.
- Provides controlled access and unassisted opening and closing for any need, be it trolley, wheelchair or baby buggy.



### SPECIAL NEEDS GATE

#### SEMI-AUTOMATIC 180°

- Suited for applications requiring low volume access and low levels of security.
- Provides controlled access and unassisted closing for any need, be it trolley, wheelchair or baby buggy.
- 90° left hand and right hand options also available.
- Framed or frameless glass.



### DYNAMIC DROP ARM BARRIER

#### SINGLE

- Suited for applications requiring medium volume access and medium levels of security.
- Optical safety sensors.
- Brushed stainless steel arm (optional polycarbonate skirt).
- Cabinet manufactured from brushed stainless steel, also available in black.



### DYNAMIC DROP ARM BARRIER

#### DOUBLE

- Suited for applications requiring medium volume access and medium levels of security.
- Optical safety sensors.
- Brushed stainless steel arms (optional polycarbonate skirt).
- Cabinet manufactured from brushed stainless steel, also available in black.



### HELICOPTER TURNSTILE

#### WAIST HEIGHT UNI-DIRECTIONAL TURNSTILE


- Suited for applications requiring one way free rotating access.
- Used extensively in supermarkets and retail stores.
- Swing away feature for delivery trolleys and special needs.
- Chrome plated barrier rails and screens also available.



### SUPERMARKET TRIPOD TURNSTILE

#### WAIST HEIGHT UNI-DIRECTIONAL TURNSTILE

- Suited for applications requiring one way free rotating access.
- Used extensively in supermarkets and retail stores.
- Chrome plated barrier rails and screens also available.



### SUPERMARKET ONE-WAY GATE

- One way self returning gate.
- 90 degree movement.
- Self returning spring with damper to prevent banging on closing.
- Adjustable widths from 600mm up to 1 200mm wide.



### STAINLESS STEEL AND CHROME PLATED BARRIER RAILS

- End posts, corner posts, centre posts and rails.
- Rails are manufactured in lengths up to 1 500mm long.
- Available in chrome plated mild steel or 304 grade brushed stainless steel.



### STAINLESS STEEL AND GLASS BARRIERS

- 38mm 304 grade brushed stainless steel frame.
- Brushed 304 grade stainless steel glass clamps.
- 6mm toughened glass.
- Manufactured in lengths of up to 1 500mm.





**SPEEDGATE SECURE**



## SPEEDGATE EXPRESS

- **Operation:** Glass wings retract into cabinet.
- Suited for applications requiring ultra high speed access and medium levels of security.
- **Available lane sizes:**
  - Narrow lane (550mm)
  - Standard lane (650mm)
  - Wide lane (900mm)
- Unlimited number of lane configurations.
- Optical safety sensor array.
- Sophisticated anti-tamper and anti-tailgate detection.
- No routine maintenance required.

**3 year mechanical guarantee**  
**1 year electrical guarantee**



## SPEEDGATE SECURE

- **Operation:** Glass wings retract into cabinet.
- Suited for applications requiring ultra high speed access and high levels of security.
- **Available lane sizes:**
  - Narrow lane (550mm)
  - Wide lane (900mm)
- Unlimited number of lane configurations.
- Optical safety sensor array.
- Sophisticated anti-tamper and anti-tailgate detection.
- No routine maintenance required.

**3 year mechanical guarantee**  
**1 year electrical guarantee**



## SPEEDGATE MOTION

- **Operation:** Glass wings retract into cabinet.
- Suited for applications requiring ultra high speed access and medium levels of security.
- **Available lane sizes:**
  - Narrow lane (550mm)
  - Standard lane (650mm)
  - Wide lane (900mm)
- Unlimited number of lane configurations.
- Optical safety sensor array.
- Sophisticated anti-tamper and anti-tailgate detection.
- No routine maintenance required.

**3 year mechanical guarantee**  
**1 year electrical guarantee**



## SPEEDGATE KINETIC

- **Operation:** Glass wings open away from the pedestrian.
- Suited for applications requiring ultra high speed access and medium levels of security.
- **Available lane sizes:**
  - Narrow lane (600mm)
  - Special needs lane (900mm)
  - Wide lane (1 100mm)
- **Glass height:** 900mm standard up to 1 800mm high.
- Unlimited number of lane configurations.
- Optical safety sensor array.
- Sophisticated anti-tamper and anti-tailgate detection.
- No routine maintenance required.

**3 year mechanical guarantee**  
**1 year electrical guarantee**



### SPEEDGATE ACCELERATE

- **Operation:** Glass wings open away from the pedestrian.
- Suited for applications requiring ultra high speed access and medium levels of security.
- **Available lane sizes:**
  - Narrow lane (600mm)
  - Special needs lane (900mm)
  - Wide lane (1 100mm)
- **Glass height:** 900mm standard up to 1 800mm high.
- Unlimited number of lane configurations.
- Optical safety sensor array.
- Sophisticated anti-tamper and anti-tailgate detection.
- No routine maintenance required.

3 year mechanical guarantee  
1 year electrical guarantee



### SPEEDGATE MICRO

#### SINGLE WING

- **Operation:** Wing opens away from the pedestrian.
- Suited for applications requiring ultra high speed access and medium levels of security.
- **Available configurations:**
  - 480mm lane width, 900 / 1 800mm wing height
  - 580 lane width, 900mm wing height
- Unlimited number of lane configurations.
- Optical safety sensor array.
- Sophisticated anti-tamper and anti-tailgate detection.
- No routine maintenance required.

3 year mechanical guarantee  
1 year electrical guarantee



### SPEEDGATE MICRO

#### DOUBLE WING

- **Operation:** Wings open away from the pedestrian.
- Suited for applications requiring ultra high speed access and medium levels of security.
- **Available lane sizes:**
  - Narrow lane (600mm)
  - Special needs lane (900mm)
  - Wide lane (1 100mm)
- **Glass height:** 900mm standard up to 1 800mm high.
- Unlimited number of lane configurations.
- Optical safety sensor array.
- Sophisticated anti-tamper and anti-tailgate detection.
- No routine maintenance required.

3 year mechanical guarantee  
1 year electrical guarantee



### SPEEDGATE PERPETUAL

#### DOUBLE WING

- **Operation:** Wings open away from the pedestrian.
- Suited for applications requiring ultra high speed access and high levels of security.
- **Available lane sizes:**
  - Standard (600mm)
  - Special needs (900mm)
  - Wide (1 100mm)
- Unlimited number of lane configurations.
- Optical safety sensor array.
- Sophisticated anti-tamper and anti-tailgate detection.
- No routine maintenance required.
- **Colours:**
  - Available in any powder coated colours
  - Standard is black

3 year mechanical guarantee  
1 year electrical guarantee



MAN-TRAP AUTOMATIC



## MAN-TRAP

### SEMI-AUTOMATIC FULL HEIGHT CUBICLE

- Doors opened by hand and close automatically.
- Suited for applications requiring high volume access and high levels of security.
- Three sizes allowing for various levels of security and comfort.
- Optical sensors to detect multiple occupancy.
- Designed for integration with any access control system and for various double door configurations.
- Zero maintenance required.

1 year guarantee



## MAN-TRAP

### AUTOMATIC FULL HEIGHT CUBICLE

- Doors opened by hand and close automatically.
- Suited for applications requiring high volume access and high levels of security.
- Three sizes allowing for various levels of security and comfort.
- Optical sensors to detect multiple occupancy.
- Ideal for unassisted wheelchair access.
- Designed for integration with any access control system and for various double door configurations.
- Zero maintenance required.

1 year guarantee



## CITADEL

### SECURITY PORTAL

- Practical and stylish, suitable for applications requiring medium volume access.
- Used often in banks, government buildings, embassies and vaults.
- Self-contained built-in metal detector option.
- Volumetric single passage checking system.
- Digital display, menu-guided command and setting console.
- Intercom, voice messages and traffic-lights for easy passage.
- Designed for integration with any access control system and for various double door configurations.
- Rotating curved glass cabin for stylish aesthetic appearance.
- Available in standard RAL colours or stainless steel finish.

1 year guarantee



## TELLERFORT

### ANTI-HOSTAGE MAN-TRAP

- Secure single person entry and exit designed specifically for banks.
- Designed and manufactured with branch safety, security and convenience in mind.
- Low maintenance costs, quick transaction times and suitable as an emergency exit.
- High security operating conditions.
- Adjustable time delay on entry door.
- Bullet resistant occupant window in each door.
- Paperwork transfer box embedded in external door side.
- Monitored emergency override handle enables free exit out of teller area.
- Zero maintenance required.

1 year guarantee

# REVOLVING DOORS



ATLAS AUTOMATIC



## ATLAS

### MANUAL REVOLVING DOOR

- Suited for applications requiring high volume access.
- Creates a draft block between internal and external environments.
- 3 wing (120°) and 4 wing (90°).
- 1.6m diameter up to 3m diameter.
- Available in powder coated mild steel and brushed stainless steel.
- Available in access controlled configuration.
- Zero maintenance required.
- **Green stamp of approval.**

2 year guarantee



## ATLAS

### AUTOMATIC REVOLVING DOOR

- Heavy duty servo motor and gearbox.
- Optical safety edges.
- Suited for applications requiring high volume access.
- Creates a draft block between internal and external environments.
- 3 wing (120°) and 4 wing (90°).
- 1.6m diameter up to 3.6m diameter.
- Available in powder coated mild steel and brushed stainless steel.
- Zero maintenance required.
- Safety first.
- **Green stamp of approval.**

2 year guarantee

# PARKING



## MY CAR

### ANTI-THEFT PARKING BLOCKER

- Keep your vehicle secure.
- Blocker lifts rear wheels of car off the ground.
- Locked with a disc lock.
- Easy to raise and lower.
- Hot dip galvanised finish and powder coated finish available.
- Designed to be embedded in the road surface.



## MY PARKING

### ANTI-THEFT PARKING BLOCKER

- Available 600mm and 1 000mm heights.
- Hot dip galvanised and standard powder coated option.

# BLOCKERS



## SHIELD ROAD BLOCKER

### RESERVED PARKING BLOCKER

- Suited for applications requiring high volume access and high levels of security.
- Constructed from hot dip galvanised mild steel.
- Heavy duty hydraulics, designed for intensive use.
- PLC controller with a number of customisable options.
- Available in lengths of 1.5m up to 5m.
- 600mm, 800mm and 1 000mm lift.



REMOVABLE BOLLARD



### AUTOMATIC BOLLARD

- Hydraulic automatic raising and lowering.
- 127mm, 220mm and 275mm diameters.
- Manufactured from FE370 steel or 304 grade stainless steel.
- Available with a powder coated or brushed finish.
- Optional LED light ring at top of bollard.



### SEMI-AUTOMATIC BOLLARD

- Single effect gas actuator for automatic rising.
- Gently pushed down for lowering.
- Raising and lowering can only be down with the key supplied.
- 127mm, 220mm, 275mm and 355mm diameter.
- 500mm, 600mm and 800mm raised heights.



### FIXED BOLLARD

- Fixed security and anti-terror bollards.
- 127mm, 220mm, 275mm and 355mm diameter.
- 500mm, 600mm and 800mm heights.



### ANTI-TERROR AUTOMATIC BOLLARD

- Hydraulic automatic raising and lowering.
- 275mm diameter.
- 700mm, 900mm and 1200mm raised heights.
- Manufactured from FE510 steel.
- Available powder coated or with a 304/316 grade stainless steel sleeve.
- M30, M50, K4 and K12 crash certifications.



### FIXED BOLLARD

- Custom manufactured fixed bollard.
- 120mm up to 325mm diameter.
- 500mm up to 1 800mm high.
- Surface bolt down and buried designs.
- Powder coated mild steel, hot dip galvanised mild steel or stainless steel.
- Reflective tape at various points of bollard.
- Crash rated versions also available.



### REMOVABLE BOLLARD

- Bollard is inserted and secured in 'cup' which has been embedded in the ground.
- Design can be modified to your requirements.
- 120mm up to 220mm diameter.
- 500mm up to 1 800mm high.
- Powder coated mild steel, hot dip galvanised mild steel or stainless steel.
- Reflective tape at various points of bollard.
- Lockable with padlock.

## VELOCITY



VELOCITY VEHICLE BARRIER WITH FOLDING SKIRT



### VELOCITY

#### MANUAL VEHICLE BARRIER

- Suited for applications requiring low volume access and low levels of security.
- 3m up to 4.5m barrier arm.
- Available in standard RAL colours or stainless steel finish.

1 year guarantee



### VELOCITY


#### AUTOMATIC INDUSTRIAL VEHICLE BARRIER WITH SWIFTDRIVE®

- Suited for applications requiring high volume access.
- Benefits from the reliability of the latest SwiftDrive® technology.
- High speed operation with low power consumption.
- Integrated OPTIC LED light strip for maximum visibility, safety and aesthetics.
- Compact cabinet design.
- Counter balance compression springs.
- Articulated arm kit fitted below barrier arm for maximum height clearance.
- 3m up to 6m barrier arm.
- 100% duty cycle.
- Available in mild steel, stainless steel and a variety of colours available on request.

2 year guarantee



VELOCITY RAPTOR VEHICLE BARRIER



SURFACE MOUNT DESIGN

RECESSED DESIGN

## VELOCITY


### RAPTOR

- High security road spike barrier.
- High speed patented double sided spike.
- Benefits from the reliability of the latest SwiftDrive® technology.
- High speed operation.
- Integrated OPTIC LED light strip for maximum visibility, safety and aesthetics.
- Compact cabinet design.
- 3m up to 6m barrier arm.
- 100% duty cycle.
- Available in mild steel, stainless steel and a variety of colours available on request.

2 year guarantee

### BARRIER ARM ACCESSORIES

- A Folding skirt
- B Folding tip support for long poles



# TRAFFIC MASTER



TRAFFIC MASTER

## TRAFFIC MASTER

### MANUAL VEHICLE BARRIER



- The ideal solution for controlled manual vehicular access.
- Suited for applications requiring medium volume access and low levels of security.
- 2.5m up to 8m barrier arm.
- Round or octagonal powder coated aluminium barrier arm.

1 year guarantee

## TRAFFIC MASTER

### WITH BATTERY BACKUP



- Africa's preferred solution for vehicular access control.
- Suited for applications requiring high volume access and medium levels of security.
- 100% duty cycle.
- 2.5m up to 6m barrier arm.
- Round or octagonal powder coated aluminium barrier arm.
- Complete with combined logic and loop detector.

1 year guarantee

## TALON TYRE-SPIKE

### AUTOMATIC VEHICLE BARRIER



- High security road spike barrier.
- Patented double sided spikes offer protection for traffic in any direction.
- 100% duty cycle.
- Available from 2.5m up to 6m.
- Recessed and surface mount design options.
- Complete with combined logic and loop detector.
- Electronic interlock lowers the spikes first, then raises the barrier arm.

1 year guarantee

## ULTRAFORCE TURNSTILE SOLENOID

### PUSH OR PULL ACTION



- Heavy duty 100% duty cycle linear solenoid.
- Extreme performance and life expectancy.
- Push or pull solenoid with fast switching and low power consumption.
- Smooth operation with up to 70N force.
- Encapsulated coil for heat dissipation and moisture control.
- Maintenance free precision bearings.
- Available with 24VDC (standard) and 12VDC coil winding.

## AC TORQUE MOTOR

### GEARED MOTOR



- For vehicle barriers and boomgates, drop arm barriers, speedgates and bi-folding gates.
- Single phase.
- Maintenance free.
- Continuous rated torque output.
- Robust extruded housing with mounting feet.
- Supplied with capacitor (4 µF capacitor).
- No need for an inverter.
- Special high torque version available.
- Aluminium link arm for shaft coupling (90mm standard, 80mm and 60mm also available).
- Steel cast link arm for shaft coupling (90mm).
- BL100BT controller available for motor control with built-in loop detector.

## BLDC TORQUE MOTOR

### GEARED MOTOR



- For vehicle barriers and boomgates, drop arm barriers, speedgates and bi-folding gates.
- 12V/24VDC with provision for battery backup operation.
- Maintenance free.
- Speed and torque control available.
- Robust extruded housing with mounting feet.
- No need for an inverter.
- Collision detection and accurate position monitoring.
- Aluminium link arm for shaft coupling (90mm standard, 80mm and 60mm also available).
- Steel cast link arm for shaft coupling (90mm).
- Energy efficient BLDC technology.
- BL103B controller available for motor control with built-in loop detector.



## CABINETS



### CARD DROP BOX

- Suited for applications requiring high speed and reliable visitor management.
- Used extensively with turnstiles, man-trap cubicles, speedgates and vehicle barriers.
- Floor mount design for internal installations.
- Full height turnstile side mount design.
- Rain cover in matching finish (optional extra).



### SMART CARD DROP BOX

- Suited for applications requiring high speed and reliable visitor management.
- Used extensively with turnstiles, man-trap cubicles, speedgates and vehicle barriers.
- Floor mount design for internal installations.
- Full height turnstile side mount design.
- Stanchion design for vehicle barrier applications.



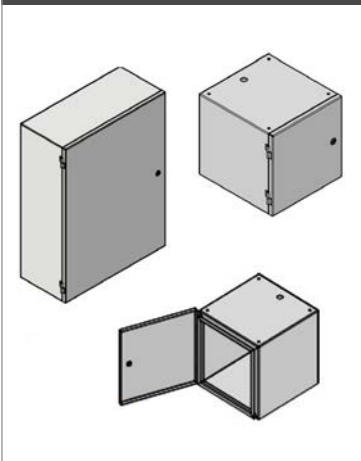
### MORPHO WAVE PEDESTAL

- A pedestrian or vehicle access contactless reader pedestal.
- Custom made for the Morpho Wave Contactless Reader.
- Aesthetic design.
- Available in powder-coated mild steel, 304 and 316 grade stainless steel.
- Gooseneck version for vehicle access also available.



MORPHO WAVE PEDESTAL

## ENCLOSURES



### CUSTOM ENCLOSURES

- Powder coated mild steel or stainless steel.




### ALLBROX

- Material: GRP (Glass Reinforced Polyester), SMC (Sheet Moulding Compound).
- IP66
- IK10
- Non-corrosive
- Non-conductive
- Expected UV life: 25 years+


# CAMERA MOUNTING POLES AND BRACKETS



**FIXED CAMERA POLES**



**HINGED CAMERA POLES**



**PERIMETER POLE**

## BUDGET POLES

- Height from 3 000mm to 6 000mm.
- Round or square tubes.
- Comes standard with one camera mount.
- Fixed or hinged poles.
- Fit and forget camera and related equipment mounting poles.
- Versatile range of add-on mounting plates, brackets and looped arms.
- Customisable to suit any camera, equipment or design constraint.



## STANDARD FIXED REDUCED POLE HINGED

- Height from 3 000mm to 8 000mm.
- Versatile camera pole.
- Comes standard with one camera mounting plate .
- A candy-stick for PTZ camera can be added.
- Cablestays for stability from 6m up for PTZ stability.
- Fit and forget camera and related equipment mounting poles.
- Versatile range of add-on mounting plates, brackets and looped arms.
- Customisable to suit any camera, equipment or design constraint.



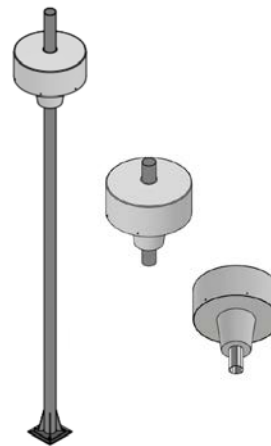
## CANDY-STICK POLE HINGED

- Height from 3 000mm to 8 000mm.
- Comes standard with candy-stick for PTZ camera and one camera mounting plate.
- Cable stays from 6m and up for PTZ stability.
- Fit and forget camera and related equipment mounting poles.
- Versatile range of add-on mounting plates, brackets and looped arms.
- Customisable to suit any camera, equipment or design constraint.



## SOLAR POLE HINGED

- Height from 3 000mm to 8 000mm.
- Solar bracket 360 degree rotation to house up to two solar panels.
- Comes standard with one camera mount.
- Cable stays from 6m and up.



## CCTV ROAD POST HINGED

- Height from 3 000mm to 9 000mm.
- Comes with fibre glass dome.
- Comes standard with one camera mount.

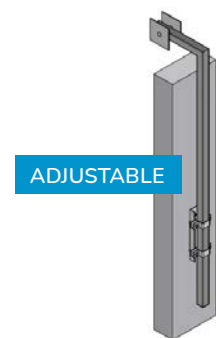


**LPR & ANPR POSTS**



**SWIVEL MOUNT**

## WALL MOUNTS



**ADJUSTABLE**



#### SMALL PACK 50W

- 12V 105 amp battery
- MPPT 75/20
- Inverter 12/500
- Solar panel 550W

#### MEDIUM PACK 100W

- 24V 105 amp battery
- MPPT 75/20
- Inverter 24/500
- Solar panel 550W

#### LARGE PACK 150W

- 25.6V 105 amp battery
- MPPT 100/50
- Inverter 24/500
- Solar panel 550W

#### POWER POLE HINGED

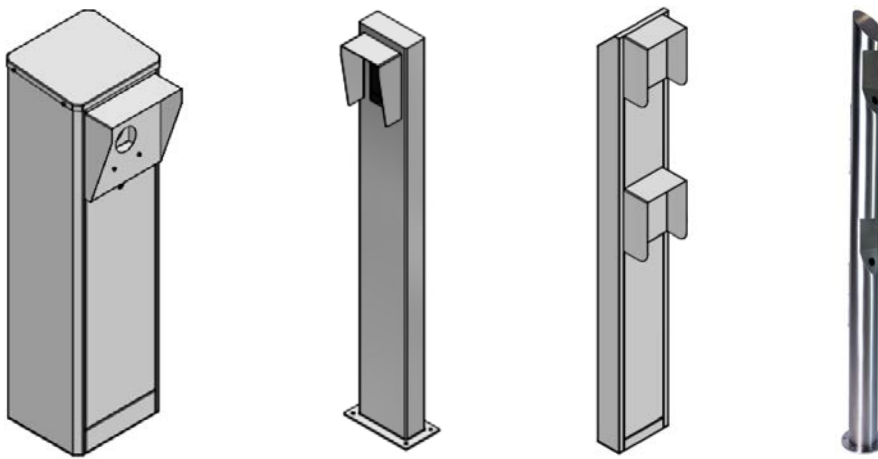
- Height from 3 000mm to 8 000mm.
- Solar bracket 360 degree rotation.
- Bird box 450 x 450 x 400mm comes standard with one camera mount.
- Cable stays from 6m and up.



SINGLE / DOUBLE NO RAIN SHIELD

RAIN SHIELD

#### GOOSENECKS



#### STANCHIONS



#### QUICK DEPLOY TRAILER

- A-frame.
- Solar panel 3 x 435W.
- 6m manual mast with protect cover.
- Single axle trailer mechanical brake.
- Camera box pre-wired.
- Victron system.
- Natis registration.



TITAN TURNSTILE



MAN-TRAP CUBICLES



VEHICLE BARRIERS



SPEEDGATES

**JOHANNESBURG**  
HEAD OFFICE AND FACTORY  
☎ +27 (0)11 786 1633

**WESTERN CAPE**  
BRANCH  
☎ +27 (0)21 981 3043  
☎ +27 (0)82 417 7408

**KWAZULU NATAL**  
BRANCH  
☎ +27 (0)32 947 0391  
☎ +27 (0)76 589 3410

**BOLTON, UNITED KINGDOM**  
BRANCH  
☎ +44 (0)161 706 1760  
☎ +44 (0)7938 684 484